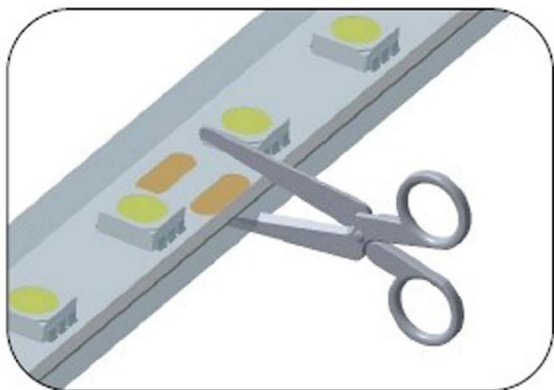



LED system Lucerna


COB LED strip montage




1. LED kan klippas varje 4,5cm




2. På undersidan sitter en dubbelhäftande tejp




3. För in LED i plasthylsan



4. Trä över vald kontakt över plasthylsan



5. Tryck till så den klickar fast



Exempel på rak skarv mellan två LED lister